

BEDDELEEM



— JB LOCKERS



— JB LOCKERS

It is hard to imagine a modern workplace without lockers, not just for storing personal belongings, but also for implementing a clean desk policy within the new way of working.

There is a choice between lockers that can be used individually by one or consecutively by several people.

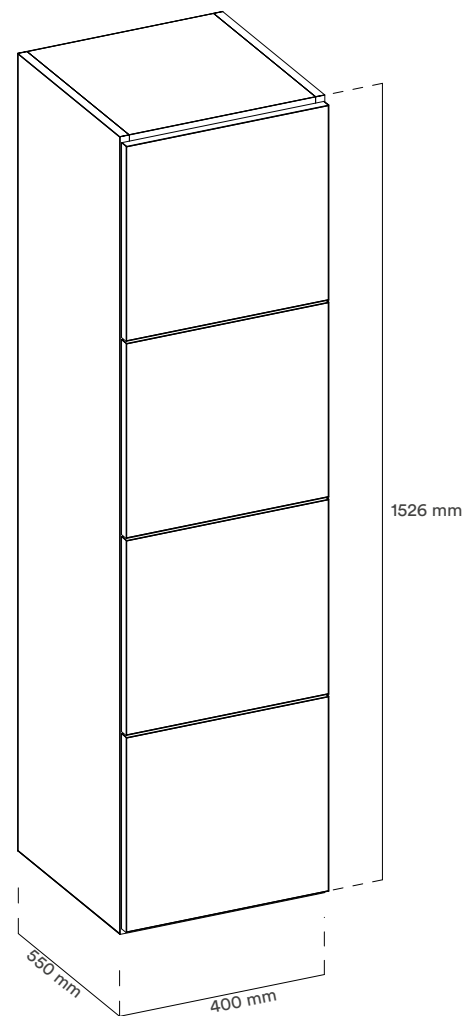
Our standard range of lockers is an extension of our standard cabinet range. We work with heights OH40 and OH50 which can come in many variants. Locker doors of the same height are completely interchangeable, which means that playing around with different colours or replacing after damage is child's play.

You can choose between a number of modules that are easily moveable or several modules in a single carcass.

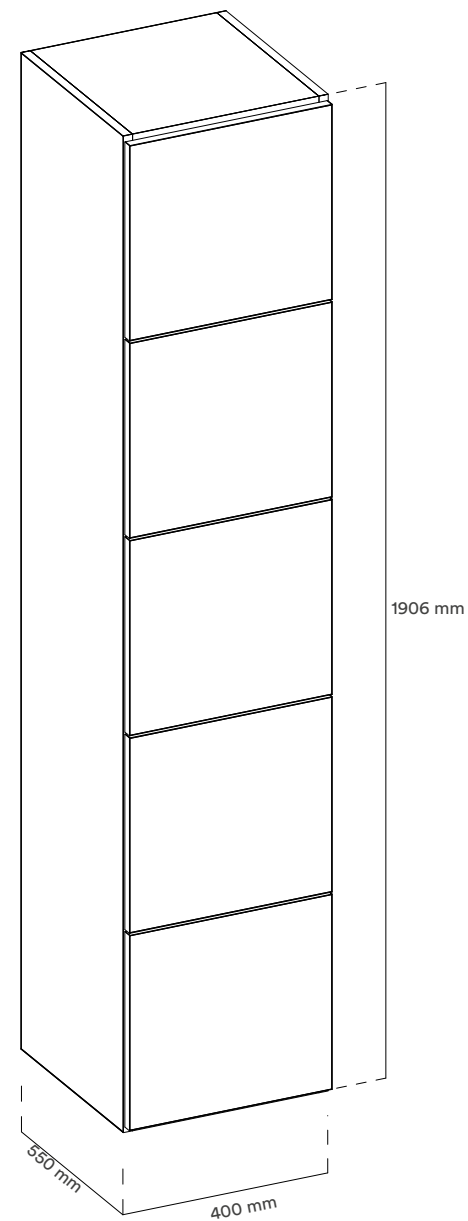
Do the dimensions of our standard range not fit your design? No worries, we would be glad to refer you to our custom department where (almost) everything is possible.

BEDDELEEM

— JB LOCKER



OH40




OH50

Lockers OH40 & OH50

You can choose from 2 heights within the range.

OH40 is very suitable for an open-plan office, because for staff who are seated while working, this forms a visual partition, but when they are standing up, they still have an overview of the whole space.

OH50 is ideal for creating a visual barrier within your office.



B

**Don't design
for designers,
design for
people.**

Thierry Brunfaut





OH40 technical details

Horizontally, there is a choice between 1, 2 or 3 columns.
Starting from an interior width of 364 mm per locker, the total width is 400, 782 and 1164 mm respectively.

Vertically, a column is divided into 2, 3, 4 or 5 lockers.
The interior height is divided equally. The net height per locker is 736, 484, 359 or 283 mm.

A division of 2 lockers with an open mail tray in between is also possible.
The locker's net height is 585 mm and the mail tray has a net height of 132 mm.

The overall depth of the carcass is 570 mm with a flush-mounted back and 588 mm with a surface-mounted back.

The carcass height is 1526 mm. Adjustable feet are fitted into the bottom panel, with an adjustable height of 10 mm. A 50 mm wooden or steel base is also an option.

TECHNICAL DETAILS



OH40 - 1x2
400 x 588 mm



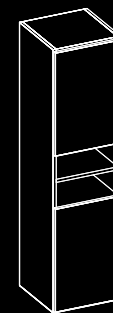
OH40 - 1x3
400 x 588 mm




OH40 - 1x4
400 x 588 mm




OH40 - 1x5
400 x 588 mm




OH40 - 1x2 OP
400 x 588 mm




OH40 - 2x2
782 x 588 mm




OH40 - 2x3
782 x 588 mm




OH40 - 2x4
782 x 588 mm




OH40 - 2x5
782 x 588 mm




OH40 - 2x2 OP
782 x 588 mm




OH40 - 3x2
1164 x 588 mm




OH40 - 3x3
1164 x 588 mm



OH40 - 3x4
1164 x 588 mm



OH40 - 3x5
1164 x 588 mm



OH40 - 3x2 OP
1164 x 588 mm

B

OH50 technical details

Horizontally, there is a choice between 1, 2 or 3 columns.
Starting from an interior width of 364 mm per locker, the total width is 400, 782 and 1164 mm respectively.

Vertically, the column is divided into 3, 4, 5 or 6 lockers.
The interior height is divided equally. The net height per locker is 610, 452, 354 or 296 mm.

A division of 2 lockers with an open mail tray in between is also possible.
The locker's net height is 737 mm and the mail tray has a net height of 170 mm.

The overall depth of the carcass is 570 mm with a flush-mounted back and 588 mm with a surface-mounted back.

The carcass height is 1906 mm. Adjustable feet are fitted into the bottom panel, with an adjustable height of 10 mm. A 50 mm wooden or steel base is also an option.

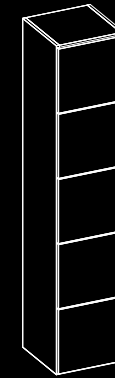
TECHNICAL DETAILS



OH50 - 1x3
400 x 588 mm



OH50 - 1x4
400 x 588 mm




OH50 - 1x5
400 x 588 mm




OH50 - 1x6
400 x 588 mm




OH50 - 1x2 OP
400 x 588 mm




OH50 - 2x3
782 x 588 mm




OH50 - 2x4
782 x 588 mm




OH50 - 2x5
782 x 588 mm




OH50 - 2x6
782 x 588 mm




OH50 - 2x2 OP
782 x 588 mm




OH50 - 3x3
1164 x 588 mm




OH50 - 3x4
1164 x 588 mm



OH50 - 3x5
1164 x 588 mm



OH50 - 3x6
1164 x 588 mm



OH50 - 3x2 OP
1164 x 588 mm

MATERIALS

Lockers are available in the following standard combinations:




White Silicon Quartz Black

Other materials are available by arrangement. For more information about the materials, we refer to the MATERIALS brochure.

CABINET LAYOUT + OPTIONS

Line of holes + shelf
20 mm recessed

Closed mailbox with slit of
40 mm + fixed shelf at 80 mm



STANDARD FITTINGS

Lever lock*



I00633

Cylinder + key

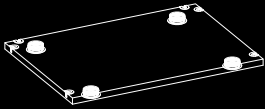


V082190

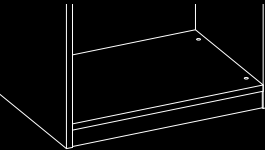
* Only ENR closing

BASE

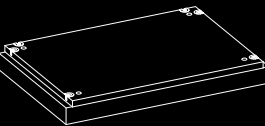
ADJUSTABLE FEET
Level adjustment 10 mm



WOODEN BASE
Wooden base, height 50 mm



STEEL BASE
Steel base, height 50 mm



OPTIONS

Number plate
with cut-out
(self-adhesive)



I00640
Possible with:
Lever lock
Catch lock

Number plate
without cut-out
(self-adhesive)



I00642

Number plate
Key-tag



I00641

KNOB 3



ENR: I00372
ENL: I00373
Possible with:
Lever lock
Catch lock

Card holder (84 × 45 mm)



LOCK OPTIONS

Catch lock



I00634

Combination lock



FIX ENL I00637
FREE ENL I00639

FIX ENR I00636
FREE ENR I00638

Motor lock AXIS - Motor lock AXIS RFID



Shared use
Black I00667
Black RFID I00673

Nickel I00666
Nickel RFID I00672

Dedicated use
Black I00669
Black RFID I00671

Nickel I00668
Nickel RFID I00670

Combination lock VERSA



Black I00676

Nickel I00674

Combination lock VERSA RFID



Black I00677

Nickel I00675

ACCESSORIES VERSA & AXIS

Programming key	I00679
Manager key	I00678
User key	I00680
RFID card	I00681
Label user manual	I00682

In the interests of quality, we reserve the right to adapt technical elements and characteristics of the products, without further commitment on our part.
This document is entirely the property of Beddeleem Ltd, no content may be copied, in whole or in part, without her written agreement.

— JB CUSTOM LOCKER



Lockers CUSTOM

What if the standard lockers don't fit your design?

No worries, we will help you look for the right solution for your project.

We will fine-tune your design or produce a custom design for your project. Our design office is there to help you.



BEDDELEEM

Venecoweg 14A, 9810 Nazareth
T +32 9 221 89 21 — F +32 9 220 26 25
E info@beddeleem.be

BEDDELEEM.BE

